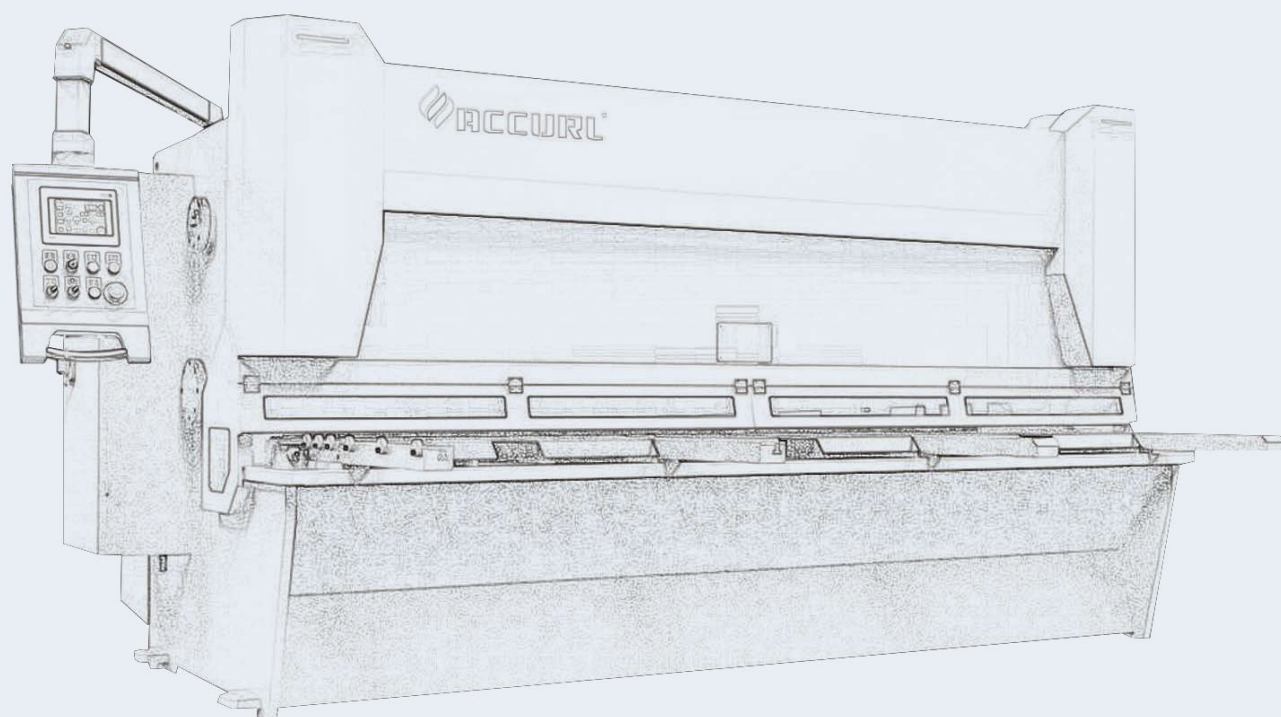


ACCURL MASTER GUILLOTINE SHEARS

MASTER MS SERIES



ACCURL MASTER GUILLOTINE SHEARS MASTER MS SERIES

Well equipped for precision cuttings (± 0.05 cutting precision)

High technology Master MS8 variable rake shears, with $0^{\circ} 30' - 2^{\circ}$ precise rake adjustment, cut fast and efficiently. Easy to use and good quality cutting feature are suitable for every job. By entering all cutting parameters you can have precise and perfect cutting.

High efficient and maximum security MS8 shears will differentiate you with its precise cutting.



ADVANCE YOUR STANDARDS

Precision and high quality cuts with automatic gap adjustment.

In world standards equipped with high-tech products MS8 Series Shears offer you exact solutions. We have reduced the cutting angle to achieve straight precision and minimum twist tolerance.

Easy to
Use

Economic

Efficient

Faster

Reliable
Brand

WHY ACCURL SHEARS

- Better and faster cuttings
- Automatic blade gap adjustment
- Stronger and rigid body structure
- High sensitivity and repeatability
- High-tech excellent equipments
- Low service cost
- Adds value to your company
- Reliable brand

www.nofermaq.cl

NOFERMAQ
Tecnología & Seguridad para la Industria

PERFORMANCE AND PRODUCTIVITY

The ACCURL Master MS8 series CNC variable rake shear is one of the most advanced production shears are available today.

From 6 up to 25 mm shearing capability these highly developed machines yield the most flexibility you can hope to get in a modern shearing machine.

GENERAL SPECIFICATIONS

- Robust design & powerful body for perfect cutting
- Hardened and ground blades for long life and precise
- CE standards security
- The combination of economic and perfect cutting performance
- Blade clearance and cutting angle automatically adjusted by CNC controller
- User friendly CNC touch screen control unit
- MS8 shears provide flexible use for narrow or wide, thin or thick sheet metal cutting.
- Automatic swing up back gauge for more comfortable use
- Sheet support arms
- Front feeding and conveyor systems
- Front support arms T-Slots for easy cutting and feeding material
- Ball Transfer table

STANDARD EQUIPMENTS

- CE-Norm
- Heavy duty steel construction & Stress relieved frame
- User friendly CNC Touchscreen control unit ELGO-P40T Touch
- Automatically adjusted rake angle by CNC
- Adjusted cutting length by CNC
- Ball integrated front tables
- Ball screw back gauge, 1000mm
- Flip-up finger guards 1000mm
- Squaring arm with scale T-Slot (L=1500mm)
- Support arms T-Slot & Tilting stop (L=1000mm)
- Illumination & Shadow line
- Automatically pressure adjusted solid holddowns
- Top and bottom blades with four sides

OPTIONAL EQUIPMENTS


- High speed (Stroke/Min)
- Laser Cutting Line
- Light curtains for finger protection
- Pneumatic sheet support ACCURL I
- Pneumatic sheet support with return to sender
- Pneumatic sheet support ACCURL IV
- Sheet support device with belt conveyor and scrap container
- Stacker + Alignment System
- CNC front feeding system
- Hydraulic anti-twisting
- Special throat depth
- Back gauge 1250 mm
- X1, X2 axis
- Hydraulic swing-up back gauge
- Oil coolant
- Oil heater
- Central lubrication manual
- Central lubrication motorized
- Adjustable angle stop 0-180°
- Add. Support arms
- Special blades
- Control Panel on opposite position
- Temperature measurement
- Overseas special packaging

ELGO TOUCH P40T CNC SYSTEM

Cuttings are easier

With ELGO TOUCH P40T

With easy to use interface P40T enables perfect cutting in seconds by endless programming and material entrance feature.



MS SERIES GENERAL FEATURES


With choice of standards and optional equipment MS8 Series add to value your business by offering proper solutions for your needs. With the high-tech features high efficiency, high precision, high performance criteria MS8 Series have proved that it is user-friendly and the best of in this sector.



Flip-up Finger Guard
Ball Transfer Table
Hydraulic Holddowns




Special Throat Depth



Light Curtains For Finger Guard



Adjustable Angle Stop 0-180°



Conveyor System



Thin Sheet Support System

ROBUST BACK GAUGE SYSTEM

Precision

Robust

Min. Deformation


- Fast and high accuracy
- Reliable movement
- Adjustment at any point
- Resistance to crash
- Maintenance free
- **Better and fast cutting**
- **Easy and secure usage**
- High precision and repeatability

WHY ACCURL BACK GAUGE?

One of the most important factor for cutting capacity is the design of back gauge and stability.

Quality cutting is possible with perfect product, stability and precision back gauge.

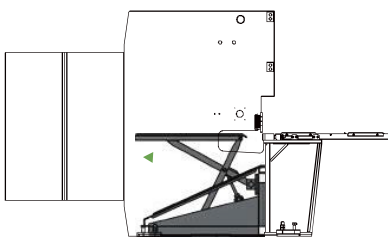
The high speed ballscrew back gauge system movement is also supported with linear guides, which helps the back gauge achieve long life, greater sensitivity and strengthens against any collisions.



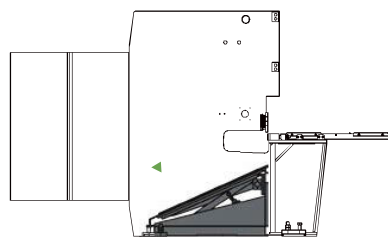
SHEET SUPPORT SYSTEM (OPTIONAL)

Pneumatic Thin Sheet Support System

ACCURL I



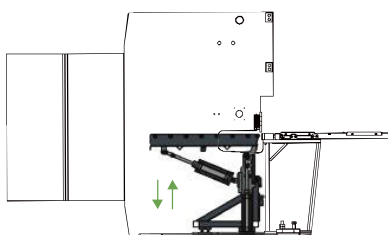
Step 1



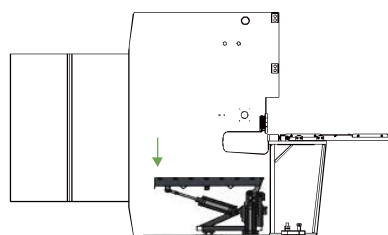
Step 2

Pneumatic Thin Sheet Support System

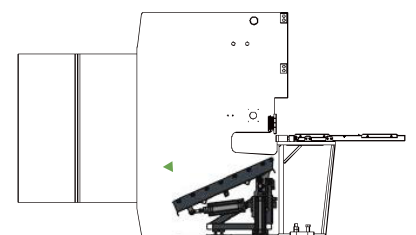
ACCURL IV



Step 1



Step 2



Step 3

MS8 SERIES TECHNICAL DETAILS

MS8 Series	Cutting Length	Cutting Capacity		Stroke per min.	Cutting Angle		Number of Holddowns	Holddown Force		Back Gauge Range
		MS (450 N/mm ²)	SS (700 N/mm ²)		Minimum - Maximum	Minimum		Maximum	Minimum	
	mm	mm	mm	1/min.	°	°	mm	Ton	Ton	mm
	A									
3206	3280	6	4	12 - 20	0° 30'	1.8°	16	4	20	800
3210	3280	10	7,5	10 - 20	0° 30'	1.8°	16	4	20	800
3213	3280	13	10	9 - 17	0° 30'	2° 30'	17	8	40	1000
3216	3280	16	12	7 - 12	0° 30'	2° 30'	14	11	55	1000
3220	3280	20	15,5	6 - 12	0° 30'	2° 30'	14	17	83	1000
4006	4080	6	4	10 - 20	0° 30'	2°	20	4	20	800
4013	4080	13	10	7 - 13	0° 30'	2° 30'	20	10	48	1000
4016	4080	16	15	5 - 9	0° 30'	2° 30'	17	50	100	1000
4020	4080	20	15,5	4 - 8	0° 30'	2° 30'	21	50	100	1000
6006	6080	6	4	6 - 10	0° 30'	2°	29	10	20	800
6013	6080	13	10	5 - 10	0° 30'	2° 30'	29	29	58	1000
6016	6080	16	12	4 - 10	0° 30'	2° 30'	29	29	58	1000
6020	6080	20	15,5	3 - 6	0° 30'	3° 15'	29	48	100	1000
6025	6100	25	19	3 - 6	0° 30'	3° 25'	30	150	250	1000
8010	8100	10	7,5	3 - 6	0° 30'	2°	40	40	60	1000
10013	10100	13	10	3 - 6	0° 30'	2° 12'	52	60	81	1500

MS8 Series	Back Gauge Speed	Motor Power	Oil Capacity	Throat Depth	Front Arms	Table Height	Table Width	Table Length	Length	Width	Total Width	Height	Weight
	mm/sec.	kW	lt	mm	Unit	mm	mm	mm	mm	mm	mm	mm	~kg
				D		C	B	R	L	W1	W	H	
3206	300	7.5	180	120	3	820	494	3280	4100	2050	3650	1950	7050
3210	300	11	220	120	3	820	554	3360	3800	2050	3550	2150	8650
3213	300	22	300	120	3	835	559	3380	4200	2100	3560	2450	9850
3216	300	30	450	120	3	840	554	3420	4130	2210	3820	2570	13150
3220	300	37	500	120	3	840	580	3460	4100	2300	3700	2650	20250
4006	300	11	125	120	4	820	494	4400	5150	2100	3550	2050	8650
4013	300	22	330	120	4	835	589	4400	5200	2150	3560	2550	15620
4016	300	30	400	120	4	1000	630	4385	5890	2100	3625	2950	20400
4020	300	37	500	120	4	1000	630	4405	5900	2200	3775	2950	25320
6006	300	11	200	120	6	900	630	6370	7300	2150	3400	2750	21500
6013	300	30	400	120	6	950	650	6375	7400	2200	3700	2900	33820
6016	300	37	550	120	6	950	650	6375	7400	2200	3790	2950	39300
6020	300	45	700	120	6	1000	800	6595	8100	2800	4100	3530	61000
6025	300	55	750	120	6	1000	900	6750	7850	2900	4250	3400	72000
8010	300	30	550	500	7	1220	850	8545	9100	3350	4200	3280	87000
10013	300	45	650	150	9	1210	860	10630	11500	3400	4240	3800	147000

